

Intergrain Ultraclear Exterior Satin

AUDW1401

Part A	552 94982
---------------	-----------

Description

Intergrain UltraClear Exterior is a tough, clear, marine grade water based timber finish for use on window frames, doors and trims. Incorporating UV absorbers, UltraClear Exterior provides superior protection against the weather including the harmful effects of the sun's UV radiation. Available in gloss and satin, UltraClear Exterior has a low odour and unlike oil based coatings will not yellow. Easy to apply and fast drying, UltraClear Exterior allows for several coats to be applied in one day. UltraClear Exterior may be applied over Intergrain NaturalStain™ to give a gloss or satin finish. Note: UltraClear Exterior is not suitable for coating areas subject to foot traffic. The UV absorber system in UltraClear Exterior will impart a subtle transparent brown tint.

#ENVIRONMENTALLY RESPONSIBLE:

Being water based, UltraClear Exterior emits significantly less VOC's (volatile organic compounds) into the atmosphere than traditional oil based exterior clear finishes. This makes UltraClear Exterior safer to use, and much gentler on the environment.

Features

- Waterbased
- Non yellowing
- Marine grade
- Low odour

Benefits

- Environmentally friendly
- Retains the natural colour of timber
- Tough and durable
- Ideal for occupied buildings

Uses

On exterior timber doors, window frames, trims and eaves. UltraClear Exterior can also be used on the inside of exterior doors and window frames.

Note: UltraClear Exterior is not suitable for areas subject to foot traffic (such as decks and walkways) or broadwall. For these areas use Intergrain UltraDeck® or Intergrain NaturalStain.






Precautions And Limitations

Do not apply to hot surfaces or those in direct sunlight, as doing so may result in difficult application.

Do not apply in temperatures above 35°C, below 10°C or if rain or dew is expected within four hours of application. Lightly dampening timber before painting will ease application in temperatures above 28°C.

Performance Guide

Weather	Excellent.	Salt	Unaffected by splash and spillage.
Heat Resistance	Up to 70 degrees Celsius. Higher temperatures will cause film to soften.	Water	Good water resistance.
Solvent	Fair	Abrasion	Not suitable for heavy wear surfaces such as decks and walkways.
Acid	Fair	Alkali	Fair

Typical Properties																											
Gloss Level	Satin	Thinner	Water																								
Colour	Subtle transparent brown tint	Components	1																								
Number Of Coats	3 minimum	Toxicity	Lead free. Dry film is non toxic																								
V.O.C. Level	<65g/L	Meets GBCA VOC Requirement?	Yes. Total Volatile Organic Content (TVOC) values are calculated in accordance to the stated methodology within Green Star Technical Manuals. The TVOC content is theoretically calculated as the sum total of the known VOC values of the product's raw material components. These materials include the base paint plus additional low VOC tinter required for non-factory packaged colours.																								
Touch Dry	1 hour																										
Clean Up	 Water																										
Application Method	    Air Spray Airless Spray Brush Pad																										
Application Conditions	<table border="0" style="width: 100%;"> <tr> <td style="text-align: center;">Solids By Volume</td> <td style="text-align: center;">37</td> <td></td> <td></td> </tr> <tr> <td></td> <td style="text-align: center;">Min</td> <td style="text-align: center;">Max</td> <td style="text-align: center;">Recommended</td> </tr> <tr> <td>Wet Film Per Coat (microns)</td> <td></td> <td></td> <td style="text-align: center;">91</td> </tr> <tr> <td>Dry Film Per Coat (microns)</td> <td></td> <td></td> <td style="text-align: center;">34</td> </tr> <tr> <td>Recoat Time (min)</td> <td style="text-align: center;">4 hours</td> <td style="text-align: center;">7 days</td> <td></td> </tr> <tr> <td>Theoretical Spread Rate (m²/L)</td> <td></td> <td style="text-align: center;">12</td> <td style="text-align: center;">11</td> </tr> </table>			Solids By Volume	37				Min	Max	Recommended	Wet Film Per Coat (microns)			91	Dry Film Per Coat (microns)			34	Recoat Time (min)	4 hours	7 days		Theoretical Spread Rate (m²/L)		12	11
Solids By Volume	37																										
	Min	Max	Recommended																								
Wet Film Per Coat (microns)			91																								
Dry Film Per Coat (microns)			34																								
Recoat Time (min)	4 hours	7 days																									
Theoretical Spread Rate (m²/L)		12	11																								
Typical Properties Notes	<p>COVERAGE 10-12 square metres per litre depending on the porosity of the timber.</p> <p>DRYING AND RECOAT TIME All drying times are at 25°C and 50% humidity. Touch Dry: 1 hour. Recoat: Allow minimum 4 hours drying and a maximum 7 days between coats. In cold or humid conditions, which slow drying, allow overnight drying between coats. Full curing 7 days. DRYING TIMES WILL BE LONGER IN CONDITIONS COOLER THAN 25°C OR MORE HUMID THAN 50% HUMIDITY.</p>																										

Application Guide	
Surface Preparation	<ul style="list-style-type: none"> ▪ NEW BARE TIMBER. Sand timber to a uniform, smooth surface. Ensure the timber is dry and free from all dirt, dust, wax and oils. Clean oily timbers, such as Brushbox, Spotted Gum, Cypress or Tallowwood with methylated spirits and allow to dry. Note: Do not use steel wool on timber to be coated with UltraClear Exterior as severe staining will occur. PREVIOUSLY PAINTED, STAINED, OILED OR VARNISHED TIMBER. All paints and coatings that seal the surface must be thoroughly removed back to bare timber. To remove coating sand, or use a combination of Intergrain Liquid 8™ Timber Stripper* and sanding. WEATHERED, GREY OR MOULDY TIMBER. Sand timber back to a fresh surface, and remove sanding dust. Note: The rounding of sharp edges with sandpaper is highly recommended to maintain coating film thickness. ALL COMPOSITES & BAMBOO SUBSTRATES. Sand, remove sanding dust, then check for adhesion by applying UltraClear Exterior to a test area, approximately 250mm x 250mm. Allow to dry for twelve hours then firmly press a strip of sticky tape over the coated section and rip off quickly. If the coating is removed do not proceed as the surface is not suitable. In humid, tropical or mould susceptible areas timber should be coated with Intergrain TSS™ Mould Preventer*. TSS Mould Preventer* should be left for a minimum of four hours before applying UltraClear Exterior. Nail holes and surface defects should be filled with Intergrain Woodblend™ Wood Filler. Closely following application directions below, apply three coats of UltraClear Exterior.
Application Procedure And Equipment	<ul style="list-style-type: none"> ▪ Do not apply with a roller. <p>Stir thoroughly before and during use with a flat blade stirrer. To ease application and achieve the best possible finish when coating large areas or in warm conditions, add Intergrain Hot Weather Additive™* to UltraClear Exterior as per the label instructions. Apply three coats of UltraClear Exterior with a quality synthetic or pure bristle brush, pad applicator or spray (air assisted airless or airless). FOUR or more coats will be required in extreme conditions such as full sun exposure, marine environments and in humid areas, and may be required on porous timbers. When applied at the correct application rate (see COVERAGE) the coating will have a milky appearance which becomes transparent on drying. Do not brush out until transparent, over brush or apply thinly, as insufficient film thickness will compromise performance and durability. If spraying, back brush after each section is coated to ensure a uniform finish. Apply along the length of the board including exposed edges and end grain. If necessary, sand lightly between coats to remove any raised grain. Keep freshly coated contacting surfaces such as doors and windows ajar for several days if possible. Some tight closing windows may need sealing strips to prevent sticking.</p> <p>STAINING If timber is to be stained, prepare timber as per SURFACE PREPARATION above. Then coat with Intergrain NaturalStain as per NaturalStain label APPLICATION instructions.</p> <p>MAINTENANCE Conduct a routine 12 monthly maintenance inspection. Note: For marine environments conduct a 3 monthly maintenance inspection. Best protection of the timber and ease of maintenance is ensured if UltraClear Exterior is recoated before deterioration of the coating and timber underneath occurs. First indication of the need for recoating will be observed as patchiness or thinning of the surface coating on edges and areas where insufficient product has been applied. If small areas of timber have weathered through to cause deterioration of the coating, sand affected areas back to bare timber, remove sanding dust and recoat. For large weathered areas remove UltraClear Exterior by sanding, or use a combination of Liquid 8 Timber Stripper* and sanding. To recoat UltraClear Exterior which is in good condition, lightly sand, remove sanding dust and apply one coat of UltraClear Exterior.</p>

Health And Safety			
MSDS Number	21727	Using Safety Precautions	Keep out of reach of children. Slippery when spilt; clean up immediately. Avoid contact with skin and eyes or breathing vapour and spray mist (dust). Wear waterproof gloves and safety glasses. Use only in well ventilated areas. Wash hands after use.
Health Effects	FIRST AID: If poisoning occurs, contact a Doctor or Poisons Information Centre (AUST: 131 126; NZ 0800 764 766). SWALLOWED: Rinse mouth with water. If swallowed, do NOT induce vomiting. Give a glass of water. EYE: If in eyes, hold eyes open, flush with running water for at least 15 minutes. SKIN: If skin contact occurs, remove contaminated clothing and wash skin thoroughly. INHALED: Remove from contaminated area. EMERGENCY INFORMATION (ALL HOURS): AUST – 1800 033 111; NZ – 0800 734 607. INTERGRAIN CUSTOMER SERVICE: For further product or application advice or a Safety Data Sheet contact Intergrain Customer Service: Aust – 1800 630 285, NZ – 0800 222 687.	Flammability	This product is non-flammable.
Fire Suppression	If involved in a fire use water fog, foam or dry agents. Avoid breathing products of combustion.	Protective Equipment	Wear waterproof gloves and safety glasses.
Storage	Keep out of reach of children.	Disposal	Refer to Local Authority for disposal advice. Do not empty into drains and waterways. Do not reuse container.
In the case of emergency, please call 1800 033 111			

Transport And Storage	
Pack A	552 94982
Size	Weight
1L 4L 10L	1.2kg 4.6kg 12kg

Disclaimer

Dulux, Selleys and Other marks followed by ® are registered trademarks. Marks followed by the symbol of ™ are trademarks.

The data provided within the Duspec system is correct at the time of publication, however it is the responsibility of those using this information to check that it is current prior to specifying or using any of these coating/product systems.

DISCLAIMER: Any advice, recommendation, information, assistance or service provided by any of the divisions of DuluxGroup (Australia) Pty Ltd or its related entities (collectively, DuluxGroup) in relation to goods manufactured by it or their use and application is given in good faith and is believed by DuluxGroup to be appropriate and reliable. However, any advice, recommendation, information, assistance or service provided by DuluxGroup is provided without liability or responsibility PROVIDED THAT the foregoing shall not exclude, limit, restrict or modify the right entitlements and remedies conferred upon any person or the liabilities imposed upon DuluxGroup by any condition or warranty implied by Commonwealth, State or Territory Act or ordinance void or prohibiting such exclusion limitation or modification. Coating/product systems can be expected to perform as indicated on the Duspec Spec Sheet so long as applications and application procedures of the individual products are followed as recommended on the appropriate Product data Sheet. "DuluxGroup" "Dulux" "Selleys" "Berger" "Berger Gold Label" "Hadrian" "Walpamur" "Levene" "Acratex" and Other marks followed by ® are registered trademarks of DuluxGroup (Australia) Pty Ltd ABN 67 000 049 427. Marks followed by the symbol ™ are trademarks.

Please note that this document is only valid for 60 days from the date of issue.

DuluxGroup (Australia) Pty Ltd 1956 Dandenong Road, Clayton, Victoria 3168 AU ABN 67 000 049 427